

October, 1985

P A A R A

GRAPHS

Featuring:

An article on
2 meter repeater
by Rich, W6APZ
the applications
qualities of



the 15 or 20 KHz
spacing question
and an article on
of the tube-like
transistors+more

**THE OFFICIAL NEWSLETTER
OF THE PALO ALTO AMATEUR
RADIO ASSOCIATION**

AND

THE MENLO PARK C.D. AMATEUR RADIO CLUB

<p>PAARAgaphs is the official newsletter of the Palo Alto Amateur Radio Association & the Menlo Park Civil Defense Radio Club</p>

1985 CLUB OFFICERS

President	Alan Larson	WA6AZP	326-6430
Vice-President	Andy Korsak	VE3FZK	366-5228
Secretary	Bill King	N6CHI	595-0258
Treasurer	Jack McEnnerney	W6LII	591-8526
Trustee, W6OTX	Fred Canham	K6YT	948-9238
Property	Ed Fairbanks	W6AIN	322-0319
Co-Property/Badges	Fred Canham	K6YT	948-9238
Refreshments	Frank Chandler	WB6QPV	322-7678
ARES Officer	Steve Stuntz	K6FS	322-4952
Club Historian	Jerry Zobel	W6ARA	322-0063

BOARD OF DIRECTORS

Ed Fairbanks	W6AIN	322-0319
Andy Anderson	K6EHS	494-0831
Gerry Tucker	WA6LNV	326-4908
Tom Scherf	K6JBR	365-4068
Ron Panton	W6VG	854-4814
Gerry Wagstaffe	W6NIR	325-4670

PAARAGRAPHS STAFF

Editor	Rob Taylor	KA6NAN	857-9138
Advertising	Swede Swenson	N6CHL	368-8503
Mailing	Bill McElhinney	KA6LZI	325-9808
Associate Editor	Ken Dueker	KB6BPM	322-6984

Club Net 147.45 MHz, Monday at 8:30 p.m. local time

PAARA Policies

Membership in PAARA is 6 dollars per calendar year (payable in January) which includes a subscription to PAARAgaphs. Make payment to PAARA, P.O. Box 911, Menlo Park, CA 94026.

October Speaker will be

KL7JBX

on the subject of

CELLULAR TELEPHONES

and don't forget, the

October Auction

needs your support

BE THERE!

THE HONORABLE CITY COUNCIL
Palo Alto, California

I feel that the proposals for a cable television system for the Palo Alto service area have neglected an important problem, that of signal leakage from the cable system causing interference with other services.

The draft proposal for the cable television franchise agreement specifies in section 6.13.02 (i), that the cable system shall not interfere with over-the-air broadcast television signals. Other broadcast or public service functions (except the city-owned coaxial cable) are not protected.

We are particularly concerned with the interference to amateur radio operation in the Palo Alto area. The frequency band from 144 to 148 megahertz is one of the most heavily used amateur bands, being used for a wide variety of experimental and public service functions. The cable system operating on frequencies in this band would cause substantial interference to these activities, possibly rendering them impossible in the Palo Alto area.

Amateur satellite activities are conducted within the 144-148 MHz band, utilizing signals that are extremely weak when they return to the earth. A quick calculation indicates that these signals will 10000 times weaker than the allowable leakage from the cable system (at 10 feet). Even 40 feet away from a single point leak, the signals would still be 800 to 1000 times those received from the satellite.

Much of the public service and emergency work of the amateur community is done locally with the use of amateur repeater systems. Two of the prime repeater systems serving the Palo Alto area are on frequencies which are immediately adjacent to the video carrier of the cable channel that is sometimes referred to as mid-band channel E. One of these repeater systems was the primary system used for emergency communications support during the fire near Page Mill and highway 280. Leakage from other systems has made these frequencies unusable in their areas, and it is hoped that this could be avoided here.

In order to preclude these problems, we feel that the cable system should be **forbidden use of the frequency range from 144 to 148 MHz for activity in either direction on the cable system.** This is not expected to provide a significant hardship, since none of the proposals seen use all of the available channels on the cable.

Thank you for your time.

Alan Larson
President,
Palo Alto Amateur Radio Assn.

2 TRANSISTOR RECEIVER FOR 160, 80 OR 40M. BY GEORGE NIXON, G130EN.

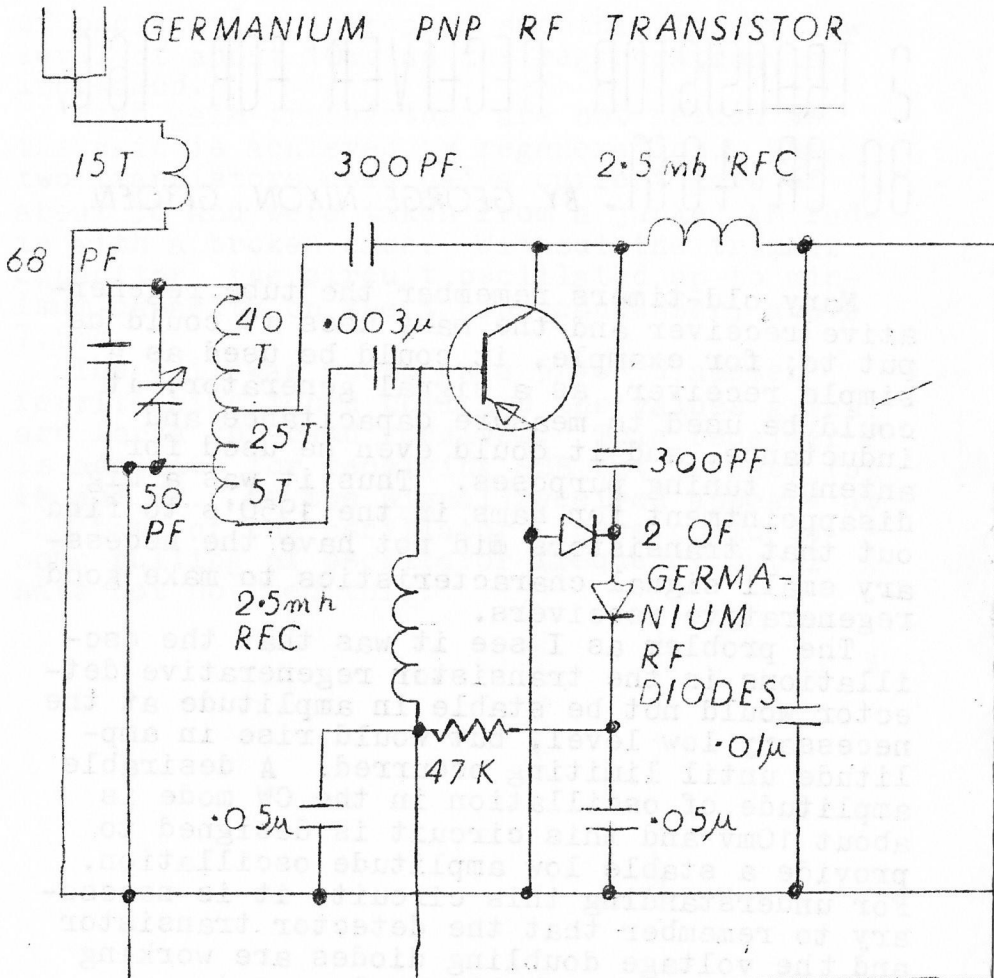
Many old-timers remember the tube regenerative receiver and the many uses it could be put to; for example, it could be used as a simple receiver, as a signal generator, it could be used to measure capacitance and inductance, and it could even be used for antenna tuning purposes. Thus it was a big disappointment for hams in the 1950's to find out that transistors did not have the necessary small signal characteristics to make good regenerative receivers.

The problem as I see it was that the oscillations in the transistor regenerative detector would not be stable in amplitude at the necessary low level, but would rise in amplitude until limiting occurred. A desirable amplitude of oscillation in the CW mode is about 10mv and this circuit is designed to provide a stable low amplitude oscillation. For understanding this circuit, it is necessary to remember that the detector transistor and the voltage doubling diodes are working in the small signal, square-law region.

Germanium transistors and diodes are used in preference to silicon ones. Note that the diodes are in such a direction as to short out the base of the detector transistor if the base voltage was higher. An hf oscilloscope can be attached to the detector base and the operation of the detector observed. The oscilloscope will show that the amplitude

RESISTIVE ATTENUATOR FOR RF GAIN

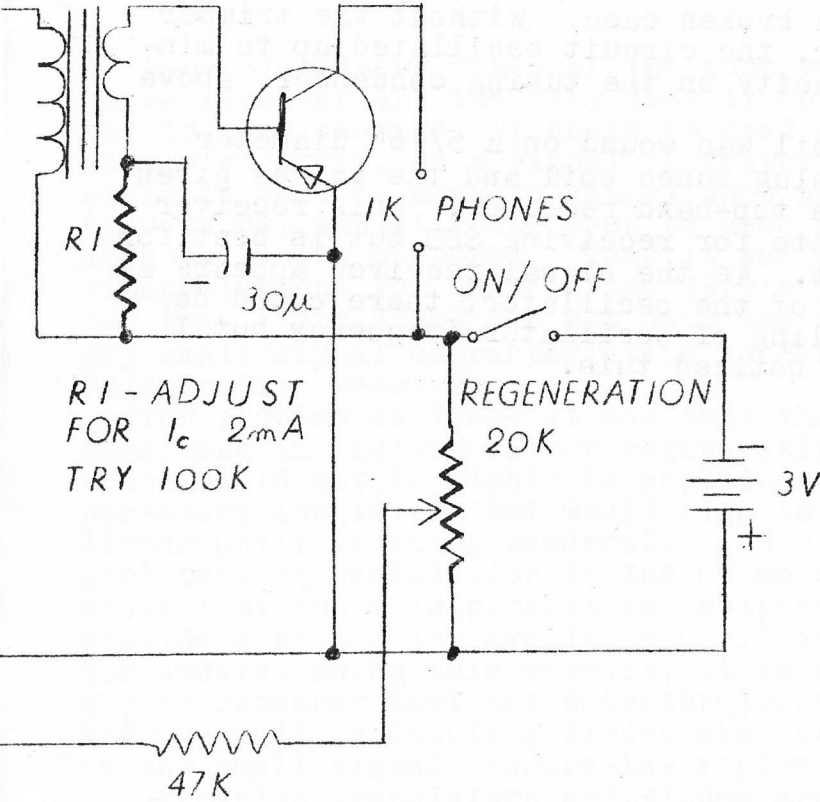
GERMANIUM PNP RF TRANSISTOR



TRANSISTORS FROM JUNKED AM RADIO

GE PNP AF 2SB54

AF DRIVER
TRANS 12K:1K



A4

of oscillation increases smoothly from a low level of about 10mv as the regeneration is increased.

High gain transistors are not needed as the gain is achieved by regeneration. The two transistors used had a current gain of about 30 and were taken from a junked AM radio with a broken case. Without the trimmer capacitor, the circuit oscillated up to minimum capacity on the tuning condenser, above 7.5mc.

The coil was wound on a 5/16" diameter ferrite slug tuned coil and the values given are for a top-band receiver. This receiver is adequate for receiving SSB but is best for AM and CW. As the signal received appears at the base of the oscillator, there could be some pulling of oscillator frequency but I have not noticed this.





Quement has all of Your Communication Needs for Business or Home

Keyboard Programmable Regency 20 Channel Scanner HX2000

FEATURES:

- Keyboard Programmable For the ultimate in versatility
- 7 Bands Covers 800MHz band, Aircraft VHF high UHF and LHF "T" plus two FM Mem Bands
- 20 Channels For full coverage and easy selection
- No Crystals Required Your choice of over 15,000 frequencies just by pushing a button
- Search or Scan Scan frequencies you have entered or search for exciting new frequencies.
- Search Increments Selectable frequency increments in the search mode




FT-757GX HF ALL MODE COMPUTER AIDED TRANSCEIVER



Regency MX4000

LIQUID CRYSTAL DISPLAY



Extended Coverage

In addition to normal scanner listening, the MX4000 offers 800 MHz Communications and Aircraft Band Coverage

20 Channels, No Crystals

The Regency MX4000 provides the ease of computer controlled, touch-entry programming in a compact sized scanner for use at home or on the road. Enter your favorite frequencies by simply touching the numbered keyboard



CODE PRACTICE SET

Perfect for beginner! Uses NYE VIKING Standard Key (Model No 310-001), oscillator and amplifier, built-in 2" speaker—all mounted on a base with non-skid feet. Gives chirp free keying. Key is ideal for re-use with any xmitr.



SPEED-X KEYS

EasyTalkSM PRC-3I Personal Radio Communicator



QUEMENT ELECTRONICS

1000 SO. BASCOM, SAN JOSE

PHONE: 998-5900

Open: Mon.-Sat. 9-6

EASY WHEELCHAIR ACCESS

• ANTENNAS • HAM GEAR • CITIZEN'S BAND • COMMERCIAL AND INDUSTRIAL PARTS SUPPLY • SERVICE DEPARTMENT • ACOUSTIC SOUND DEMONSTRATION ROOM • COMPLETE STEREO W/FI DEPARTMENT

REPEATER BAND PLANS: 15 OR 20 KHZ

Rich Stiebel, W6APZ

To minimize interference on 2 meters, should we move to 20 KHz? While it would appear that 20 KHz will reduce interference problems, I believe that this is the wrong approach to the problem.

What has disturbed me about the trend toward 20 KHz repeater spacing is that I perceive that Amateur Radio is moving backwards. We should be pushing the state of the art forward instead of just accepting the status quo. In high population areas I feel that we can no longer afford the luxury of 20 KHz spacing.

I understand that commercial FM radio now uses 12.5 KHz channel spacing. The secret is (in part) the design of the slope of the IF filter in the adjacent channel interference can be reduced. If good technical judgement were used in the geographic placement of repeaters on adjacent channels, even modest IF filters (when combined with the space loss between repeaters) would provide good performance.

The argument in August "Ham Radio" magazine that the user equipment suffers interference from adjacent 15 KHz spaced repeaters is undoubtedly true in some areas. Our present equipment is not state-of-the-art design in spite of the many bells and whistles. Narrow band IF filters have been built at reasonable prices into two meter single sideband (SSB) equipment. A company such as Icom, Kenwood, or Yaseu could easily produce amateur equipment with sharp frequency roll-off IFs if there were the demand for the equipment. The technology exists; the impetus is lacking.

There are two things that WE can do now to minimize the problem.

1. We can provide that impetus. We can write to the North American headquarters of the principal manufacturers of Amateur Radio equipment telling them that we want to buy HTs and mobile rigs that will reject adjacent channel (at 12.5 KHz spacing) interference by at least 60db. The addresses of these companies are usually shown at the bottom of their ads in the ham magazines. You don't like to write?? Why not just tear out this column (better yet photo copy it so you can send it to several manufacturers), sign your name, address, and call and send it off.
2. If we keep our radios tuned up on frequency, and keep the deviation in spec, this will help. A sweep of the IF bandpass will tell us if our IFs have drifted to broader bandwidths than manufacturer's specifications. We, as a club, could set up a booth to check HTs and mobile units at flea markets and auctions. The test equipment might either be available within the group, or might be borrowed from some of the high-tech companies in Silicon Vally.

I'll share some long-range ideas next month.

What do you think??

"The Key to Worldwide




Communications"

HAM RADIO OUTLET

THE COMPLETE RESOURCE FOR YOUR HAM RADIO NEEDS.


KENWOOD TS-430S



CALL FOR LOW, LOW PRICE
FREE GOODS
FREE UPS SURFACE

TOLL-FREE PHONE INCLUDING ALASKA AND HAWAII

KENWOOD TS-940S TOP-OF-THE-LINE HF TRANSCEIVER



PAY REG.
PRICE OF **\$1799.95**

RECEIVE FREE

AT-940 \$199 Value
ANTENNA TUNER
MC-60A \$79.95 Value
MICROPHONE

FREE UPS SURFACE

KENWOOD TS-711A and TS-811A



Ideal VHF/UHF base stations for
2M/70CM transceiver operation.
GREAT PRICES. CALL

KENWOOD HAND-HELDS



TR-2600A Deserves its
well-earned reputation
as the leading HT



TH-21AT4141AT
COMPACT!
Only 2 1/4" W. 4 7/8" H. 1 1/2"
Outstanding performance
in an ideal package size

CALL FOR PRICE

KENWOOD TW-4000A

PAY
REGULAR
PRICE OF
\$599.95



RECEIVE FREE

THE FOLLOWING
1) V51 VOICE SYNTHESIZER \$39.95 VALUE
2) TUA C SUB AUDIBLE \$39.95 VALUE
3) BA-4000 DUO BAND
MOBILE ANTENNA \$44.95 VALUE **PLUS FREE UPS**

**FREE SHIPMENT
MOST ITEMS U.P.S. SURFACE.**

6 STORE BUYING POWER!

PERSONALIZED SERVICE



BOB FERRINO OWNER
JIM HOFFERTY OWNER
VP. BOB COLEMAN
General Manager
DON WATERS General
Mgr. & Tech. Support
60 E. Main St. San Diego
CA 92101
and other service locations in Orange County

800-854-6046

THE TOLL FREE NUMBER IS NOT IN EFFECT IN THE STATES OF CALIF. AND ARIZONA. CALIF. AND ARIZONA CUSTOMERS CALL OR VISIT NEAREST STORE.
PHONE HOURS: 8:30 AM TO 5:30 PM PACIFIC TIME.
STORE HOURS: 10 AM TO 5:30 PM Mon. through Sat.

**FREE SHIPMENT
MOST ITEMS U.P.S. SURFACE**



ANAHEIM, CA 92801
2620 W. La Palma,
(714) 781-3033, (213) 860-2040,
Between Disneyland & Knotts Berry Farm.
BURLINGAME, CA 94010
990 Howard Ave.,
(415) 342-5757,
5 miles south on 101 from San Fran Airport

OAKLAND, CA 94609
2811 Telegraph Ave.,
(415) 451-5757,
Highway 24 Downtown, Left 27th off-ramp

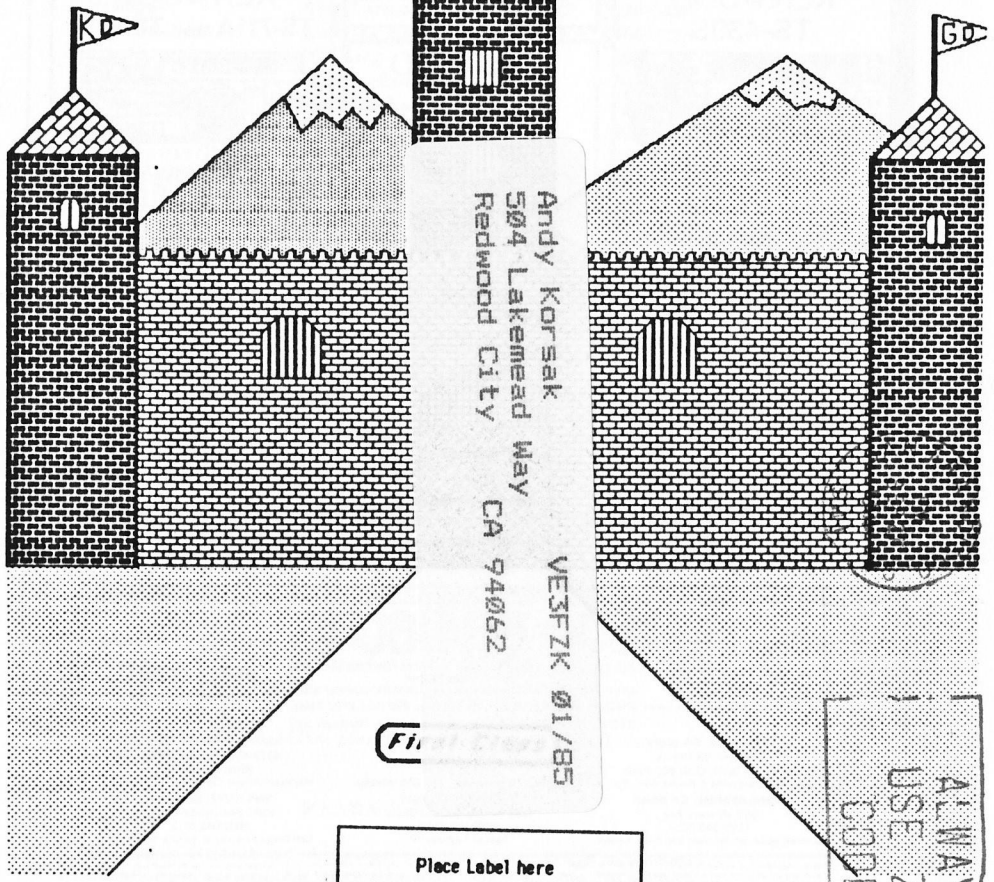
PHOENIX, AZ 85015
1702 W. Camelback Road,
(602) 242-3515,
East of Highway 17

SAN DIEGO, CA 92123
5375 Kearny Villa Road,
(619) 560-4900,
Highway 163 and Clairemont Mesa Blvd
VAN NUYS, CA 91401
6265 Sepulveda Blvd.,
(818) 866-2212
San Diego Freeway at Victory Boulevard

ALL - ALLIANCE - ALPHA - AMECO - B & W - CALBOOK - CENTURIAN - COLINS - JSL - J.W. MILLER - KANTRONICS - SARGENT SYSTEMS - TEMPLETON - TEC
ADAPTEK - ANAHEIM MARINE - ANDERSON - COLUMBIA - CURTIS - CUSHCRAFT - REBOND - RIM - RYAN - SARGENT - SARGENT
SPECIALISTS - ARN - ASTRO - BASH - DAWA - DORAN - DORRIDGE - ENMAC - IMP - KAC - KELLER - KIM - KIRKWOOD - L
BELDEN - BENTON - BIRD - BULLITT ROAD - GLENN - HALL - HUSLER - HYS - LAMAR - HENRY - MARRAS - MAY - PAUL - THOMAS - TOLSON - TOLSON
Price, specifications, descriptions subject to change without notice. Calif. and Arizona residents please add sales tax.

Paara
P.O. Box 911
Menlo Park
Ca. 94026

Place
stamp
here



Andy Korsak
504 Lakewood Way
Redwood City CA 94062

VE3FZK 01/85

Fi

Place Label here

ALWAYS
USE ZIP
CODE

Retarded Heimer

