

U.S. Postage Paid
Permit No. 32
Menlo Park, Ca

Return Requested
PAAAR, P.O. Box 911
Menlo Park, California
94025



AFFILIATED
CLUB



VOL. XIX

AMATEUR RADIO
ASSOCIATION

1975

PAAARA GRAPHS

PALO ALTO AMATEUR RADIO ASSOCIATION, INC.

MENLO PARK CIVIL DEFENSE RADIO CLUB, K6YQT

July 75

MORE PAARA PICKIN'S ----- GOOD THINGS TO KNOW

PAARA welcomes two new members:

David Gray WB6ZMJ, 188 Hillside Avenew, Menlo Park.
854-2052 (Extra Class,

Lewis J. Bornman (Tech. license). 440 Madera Ave. #1.
Sunnyvale, Ca. 732-4090. WB6LGK.

Our treasurer Paul Churchill w_qby also informs me that
WB6000 just brought his dues up to date plus TWO
years in advance! A PAARA first! Congrats to all.

**** ----- ****

FOR SALE FOR SALE FOR SALE:

Electronic Keyer, with built-in paddle. Heath Co.
Model HD-10, with manual. \$25.00.

Call Ray Allustiarti, W6JOV, at 591-1995.

HOT NEWS from HR Report: QST and Ham Radio are changing
their format with the Jan 1976 issues. New size is
growing to 8½ X 11 inches, like all the other mags
in the industry and everywhere else for that matter.
Reason: cheaper production costs. Question: How does
one jam them into my QST shelves when they just barely
fit the present size???

-----*****-----

IT SEEMS that Andy VE3FZK/W6 is up to the usual semi-sane
antics. On Field Day our site will be graced by the
hand-cranked generator (for the 100 point "natural
power" bonus) mounted on a saw-horse type base. Except
it will have two big eyeballs from Paul Thekan's Jeep
mounted on the front, Rat Patrol Style. Paul is con-
verting the vehicle to 12 volts and threw away the old
6-volt headlights. Andy, however, stole them from
his garbage can (what next?) and decided to wire them
in series with the generator's 12-volt output. So
now we have as much light-power at the site as we do
man-power. An instant frequency up-converter from D.C.
to about 10¹⁴ Hertz! PAARA technology at its best.

Remember: "The operation of a spark gap may be improved to
a large extent by using several short gaps instead of
a single long gap." a Quippy Quote, I.C.S. Hndbk, 1923.

5

REPORT OF THE BOARD MEETING HELD JUNE 11, 1975

Loosely edited from Hal W6DEF

Present were Jerry WA6LNV, Andy VE3FZK/W6, Fred K6YT, Paul WN6IJP, and Hal W6DEF.

Field Day plans were discussed. We need more operators and loggers to relieve those who have already signed up. There were unsuccessful verbal attempts by the Board to unseat the use of ATV during Field Day. I wonder who was on which side?

We have extended insurance by the Central Mutual Insurance Company covering the Field Day event on June 28 and 29.

We have permission by the owners of that site, the Radin/McDonald Co. to use the property. We MUST police the area when F.D. is over and leave no junk around.

On page 6 of the Menlo/Atherton Recorder, in the June 11th issue, there is an article on our Field Day operation. It's right next to the advertisement for Gompert's cameras, and John WN6ATL is a team captain for F.D.

Much discussion on public realtions for the Club and the need for pictures so newspapers can use them if desired. They must be black and white and very sharp.

(Big Hint: Bring a camera loaded with black and white (fast) film for Field Day. Ye Noble Editor will come armed with one of his Polaroid collection for some hot shot snaps (at ASA 3000 yet!).).

Other News from Hal W6DEF, PAARA Secretary:

Loren Chan WA6ENC is the new operator on Mondays at K6OTR. He is enjoying his operating time there.

Hal W6DEF is branching out. He has applied for membership in SIRARC. That means the Sons in Retirement Amateur Radio Club. They meet Fridays at 1545 UTC on 3770kHz CW and at 1700 UTC on 3925 kHz SSB. There were 27 check-ins the other day.

The FCC wants a list of those who are able and willing to give Novice tests in their homes. Let the Secretary know, please.

*****_*_**_*****_*_**_*****

Do you remember the word "triskaidekaphobia" from the S.E.T? It means a person who is afraid of the number 13, and on June 13 an article appeared on it in the RC Tribune.

JOIN PAARA FOR!!!



FIELD DAY '75



DATE: JUNE 28-29, 1975

The 1975 ARRL Field day is June 28 and 19 and PAARA is participating for yet another fun-filled, exciting and even winning year. We need you to make this a success. Gaze Rightward. A genuine hand-scribbled map appears on the facing page so you can't lose yourself in the process of discovering our hilltop site.


This thing starts at around 10 AM Saturday morning and ends up 24 hours later, after a grueling (but fun) period of Hot Operating. Can you handle a few hours at the mike or key? If not, send an S.A.S.E. and 32¢ for a genuine Uplifting morale-boosting statement telling you just how good you are. Yes.

So we need people! Especially in the morning on Saturday (8AM onwards -- to help set things up) and very especially on Sunday morning after about 10 AM to help some very tired people put everything away and clean things up. If you had been up all night and had to take down a tower, antenna, tent, and other assorted gonk that morning you would appreciate some help too!

Don't worry about scheduling yourself for any time, just come by when you can, poke your head into a tent or three, and ask if you can operate and/or log. But do come, even if its just for an hour or two. Night-time is a good time too.

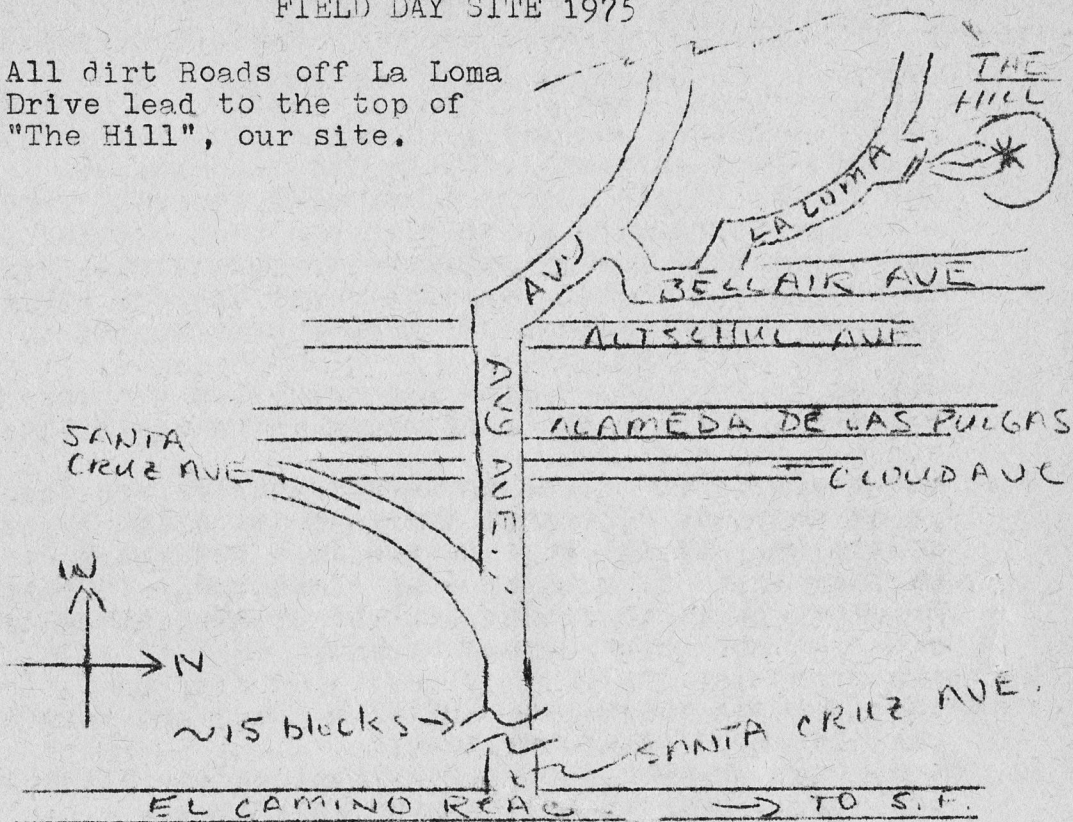
Join the PAARA gang for Field Day this year and have a grand old time with the rest of the nuts in our club.

JOIN PAARA



7
FIELD DAY SITE 1975

All dirt Roads off La Loma
Drive lead to the top of
"The Hill", our site.



100% True Blue Directions

Go down Santa Cruz Avenue, keep right and you automatically continue onto Avy. Turn right on Bellair, left onto La Loma. Keep right; there is a white gate which opens to a field and hill with several dirt roads. Take any one (preferably the one with the least number of chuck-holes) and follow to the top of the site.

A beautiful view of the Bay Area is guaranteed!

P.S. There are lots of those mean nasty stickler weeds up on the hill so wear the proper footgear.

HAM TINKERNEERING from Jerry WA6LIJ

BATTERY EXPLOSIONS: the following is taken from the May issue of the National Safety Newsletter:

There are, perhaps, many people who do not know or who have forgotten, and particularly during the colder months, that automobile batteries can explode.

The Atomic Atomic Energy Commission recently reported a battery explosion which occurred when booster cables were connected during sub-zero temperatures. Fortunately, the person connecting the battery cables was not seriously injured because he was able to wash the acid off promptly.

In addition to the danger from the acid, the battery casing shatters and acts like pieces of shrapnel flying through the air.

What can cause this? A fully charged battery, or one being charged, generates hydrogen gas which is highly explosive. It takes as little as 4 percent hydrogen in the air to form an explosive mixture. You can see that it is very important to prevent sparking near the cell caps where the hydrogen is usually present.

Based upon actual cases, the following are some reasons why battery explosions occur:

1. connecting or removing the terminal cables while the battery charger is in the "on" position.
2. Creating a spark in connecting the cable to the improper pole.
3. Using a match or other potential source of ignition for lighting the work.
4. Fastening cables to a battery which is internally damaged.
5. Installing a fully charged battery with some switches in the "on" position.

The danger can be minimized by following some certain procedures. Make the booster cable connections on the "charged" battery first. This way, there will be no path that leads to ground, and no sparking. Make the last connection on the motor or frame, away from the discharged battery, instead of on the terminal which is grounded.

(blasted over to next pg...)

BATTERY EXPLOSIONS con't....

Remember, treat a charged battery with respect, and avoid creating a spark or other source of ignition. If you are accidentally sprayed with battery acid, immediately wash the burned area with large quantities of water, particularly if the burned area involves the face and eyes. Then seek professional medical treatment.

ELECTRICAL INJURIES AND FIRST AID Good to know --from same Newsletter -- de WA6LIJ

It doesn't take much current to injure or kill a human. As a matter of fact, over 200 mA (about the same amount that a 25 watt light bulb uses) can cause cardiac arrest, severe burns, and even death.

The effects of electric shock are listed below. It should be noted that different people have different tolerances and responses to current. Generally, however, the majority of people will experience the effects listed when exposed to the current value shown.

- 1 mA: usually imperceptible to worker.
- 1-3 mA: usually perceptible, but sensation is mild.
- 3-5 mA: worker will feel pain, annoyance or surprise.
- 6-9 mA: worker is likely to "freeze" to electrical source, unable to let go; will suffer skin burns.
- 30-200 mA: ventricular fibrillation, loss of consciousness, loss of muscular control and difficulty in breathing will be experienced by the worker.
- Over 200 mA: The victim will suffer muscular contractions and cardiac arrest usually resulting in death.

First Aid Treatment:

The first step is to separate the victim from the source of voltage. This takes care. If the circuit breaker is nearby, shut off the electricity. If not, then electrician's rubber gloves or another source of non-conductive material, such as a wooden plank or pole, should be used to shove the worker away from the source. AT NO TIME should the victim's body come into contact with your own!

If the victim is not breathing he has probably suffered ventricular fibrillation. It is essential that life-
(shockingly continued on next page...)

ELECTRICAL SHOCK Con't....

saving steps be undertaken immediately. Ventricular fibrillation paralyzes the heart muscle, stoppin the pumping of blood. Brain damage results when the brain is deprived of oxygen.

Cardiopulmonary resuscitation or artificial respiration should be administered and continued until a doctor arrives...even if the victim is not breathing and does not have a discernable pulse rate, he may still be alive!

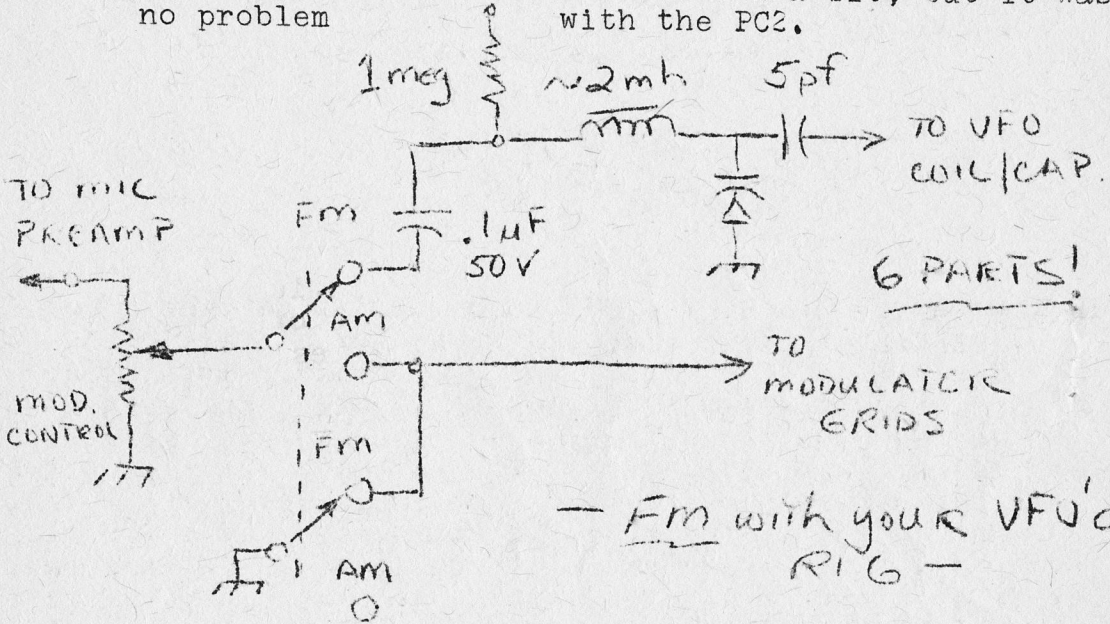
*****-----*****

147.450

IF YOU GANDER DIRECTLY ABOVE you will notice that there is written, in 100% plain English, our official F.M. Net simplex frequency, in Megahertzes. This freq. is often monitored by members of PAARA and even EMARC, and is good for all sorts of rag-chewing. Ye Noble Editor even plans to use it for RTTY, with his weird upsidedown, non-standard tone and spacing T.U. Yes. But 99.85% of the time the frequency yearns for company, so get your rig up there and join PAARA's fun. Here's a sleazy FM circuit, stolen from an old 73 magazine, which puts any VFO'd two meter rig on narrow or wide-band FM. I have one built into my Polycomm PC2 and it works great when the GE decides to peter out. The battery cell lasts just about forever, since it is there only to bias the diode into its linear region. It will work without the battery, but you'll have more deviation on one side of the carrier than on the other, which is weird. Audio from the mike pre-amp stage drives it to 7 kc deviation with no sweat. The PC2 has a nuvistor mike preamp; a single xstr stage or half of a 12AX7 or something similar will work just as well. Maybe a carbon mike all by itself! Wobbled over to the next page....

FREQUENCY MODULATION CIRCUIT ::::::::::::::::::::::::::::::::::

The varicap can be any old clunk; even a regular silicon diode will work. Hook the lead to any frequency-determining part of the VFO; I just poked around until the "spot" signal flew off frequency when I got close to the $+1\frac{1}{2}$ - right spot. Hook the thing there and you're all set. You may have to touch up the VFO +6V calibration a bit, but it was no problem with the PC2.




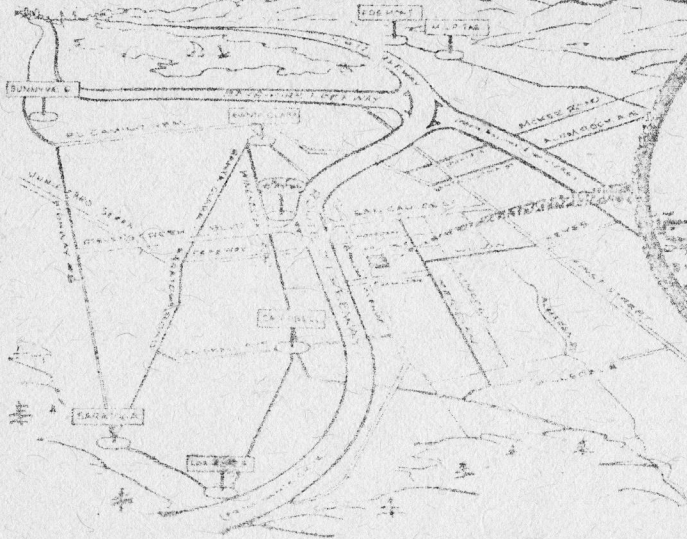
This thing can be built on a small terminal strip and slipped under a screw in the VFO compartment. Only one connection need be made, besides the audio input. This thing is quite simple and if you have a stable VFO you can mess with quite a few repeaters.

****-----****

Contrary to the last issue, for which the Editor gives himself the Gronk Award for the most typos, this rag was typed with my own typewriter whilst 82.7% Wide Awake, listening to Mozart, Degas, and Tchaikovsky.

****-----****

BE SURE to come to Field Day and our next meeting. There'll be plenty of stories to tell about the operation!



1000 SOUTH DASCOM AVENUE
 SAN JOSE . . phone 998 5900
 SINCE 1933


WB-2



ONLY -
 \$22.95

BRIDGE READS FORWARD & REFLECTED POWER
 SIMULTANEOUSLY 'EASY READ' METERS SIZE 5X2X2
 DUAL 100-MICROAMP METER MOVEMENTS
 NO INSERTION LOSS MAY BE LEFT IN LINE UP TO 2,000 WATTS

All roads lead to Quement Electronics



40,000 SQ. FT. OF ELECTRONIC PARTS,
 COMPONENTS, TUBES AND ACCESSORIES.

- ANTENNAS • NEW SERVICE DEPT.
- HAM GEAR • ACOUSTIC SOUND DEMONSTRATION ROOM
- CITIZEN'S BAND • COMPLETE STEREO HI-FIDELITY
- COMMERCIAL AND INDUSTRIAL PARTS SUPPLY
- BANKAMERICARD • FIRST NATIONAL • MASTERCARD

3 TO 150 MHZ
 ADD \$1.25 FOR POSTAGE